
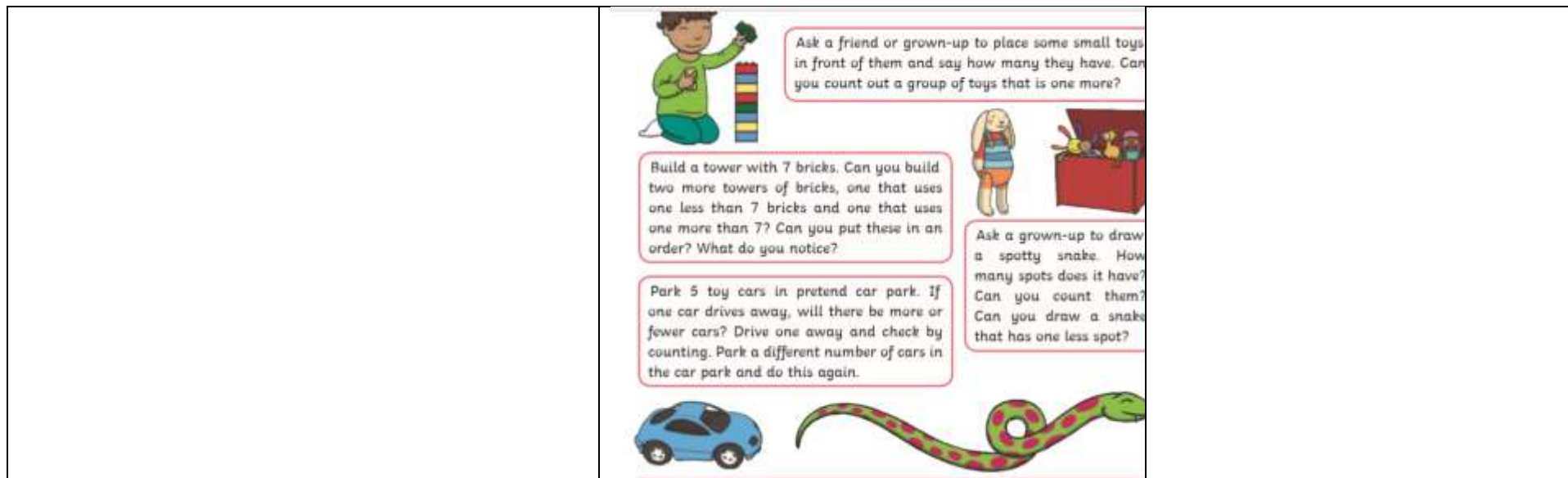


Reception Core subjects home learning tasks W/C 22 .6.20

Good morning children and parents. I hope you're all well and have had a good week. It has been so good to see more of you on doodle and purplemash this week. Don't forget that you can keep in touch with us on the blog too. If you could continue to send your letters for your year six buddy that would be appreciated – they are creating a real buzz for the leavers who have had a very different send off to usual. We are trying to make this as special as we can for them. Until then, take care, stay safe and keep busy with learning - in whatever way possible. Mrs Lake x

English	Maths	RE
<p>Continue to practise blending words and sentences. Play games online and at home to help with this.</p> <p>https://www.youtube.com/channel/UCo7fbLgY2oA_cFCIg9GdxtQ</p> <p>The above link will take you to a daily Read Write Inc lesson. You can choose which sounds you would like to focus on (choose ones that you are unsure of) and the teacher will guide you through reading, writing and recognizing the sound.</p>	<p>Use doodle maths each day. I have set tasks for you to do, as well as the practise games that you already use. Our focus for this half term is accurate counting and ordering of numbers to 20. This will enable us to double, halve and share.</p>	<p>Don't forget that mass is live streamed each Sunday.</p> <p>Continue practicing saying the 'Hail Mary' and 'Our Father' at bedtime.</p> <p>Prayer ideas are on our school website. <i>school website</i> → <i>Covid-19 update</i> → <i>practical prayer guides</i></p> <p>Continue to practise learning and saying the Our Father prayer.</p>
<p>Using the Oak Tree Academy website https://www.thenational.academy/. Under schedule, click onto Reception and then Week 8. In literacy follow the daily lessons. These will start with a phonics input each day and will then build on these skills as follows:</p> <p>Day 1: Consider the work that an engineer does. Watch how the engineer designs and makes a bridge. Have a go at making and designing your own bridge.</p> <p>Day 2: Listen to 'Maisie Meers'. Help Maisie to design a cage for her mouse.</p> <p>Day 3: Draw an engineer's map, detailing all of the things that have been engineered in your home.</p> <p>Day 4: Write instructions of how to build a home for your teddy bear.</p> <p>Day 5: Use your instructions to make the home for your bear!</p>	<p>Use Purplemash to access maths city and play number recognition and counting games. I will also set some memory and number recognition games in your 2do's.</p> <p>Other websites with daily maths lessons include: https://www.thenational.academy/. https://whiterosemaths.com/homelearning/early-years/ Just follow the links for Early years/Reception on both sites for daily, practical maths lessons.</p>	<p>Usually at this time of year we would be seeing how much of their RE learning the children have retained. Could you therefore practise the following with your child:</p> <ul style="list-style-type: none"> • Making the sign of the cross accurately. • Saying the Hail Mary accurately. • Recognising the Holy Family. • Recognising and naming the Bible. • Reciting (briefly) a Bible story. • Remembering the Nativity story.
<p>Usually at this time of year I would be helping you to prepare for life in year one. You are getting older now and soon you will be ready to start learning in the year one classroom. I will definitely be there in September to say hello and to help you to settle into your new class and to help your new teacher to get to know you. However, to</p>	<p>Number Formation</p> <p>Practise writing numbers correctly. Ask a grown up to write numbers 0-10 down a piece of paper and you write the same number alongside each one. Look at the each number carefully and copy it accurately.</p>	<p>On the television and in the newspapers at the moment there is so much uncertainty and at times people are being horrible to each other. I wondered if you could make a dove and display it in your home as a sign of peace.</p>

<p>help this process a little, I was wondering if you could draw a picture of yourself and then around the drawing write some sentences/captions about yourself. You may include; what you enjoyed best in Reception class, what your favourite subject is, who are your friends, what do you like to do at home, what is your favourite book? Whilst writing remember:</p> <ul style="list-style-type: none"> • Can you use interesting connectives and wow words? • Can you remember punctuation (capital letter, finger spaces, full stops?) • Can you sound out a simple word/sentence using phonic knowledge? 		 <p>You will need:</p> <ul style="list-style-type: none"> • 2x paper plates or card per pupil • Glue • Pencil • Scissors • Printout of the dove body and wing • Pegs • Optional: Twig, string <p>Instructions:</p> <ol style="list-style-type: none"> 1. Use your pencil to draw round the dove's body template on your card/plate. 2. Flip it over to the other side and repeat. 3. Use your pencil to draw round the dove's wing template on your card/plate. 4. Flip it over and repeat. 5. Cut out your drawings. 6. Colour in the beak and the eyes on the body of the dove. 7. With the coloured eyes and beak side out, glue the two bodies of the dove together. Do not put any glue on the tail. If you are using a twig place it in between the two body pieces. 8. Place pegs on the body until it has dried. 9. Glue the bottom of the wings into place and place pegs on them until dried. 10. Turn your dove into a hanging decoration by making a small hole in the middle of your dove and putting string through the hole.
<p>Read lots! Use your own books, audio books or the books on PurpleMash.</p>	<p>up to mix the numbers up - don't peek! Then, see how quickly you can put them into the correct order. You could ask someone to time you and then see if you can get faster when you try again.</p> <p>Collect 20 leaves from your garden or a local park. Write the numbers 1-20, one on each leaf, using a thick marker pen. Use a hole punch to make a hole in either end of the leaves and then thread them onto a piece of string. Don't forget to put them in the correct order! You could then put up your homemade number line in your bedroom to help you remember the order of the numbers.</p> <p>Next time you open a packet of raisins, some carrot sticks or apple pieces, count out how many you have. If you're eating them with a friend, count how many they have.</p> <p>Write the numbers 0-20 on plastic building bricks. Make a tower of 21 bricks.</p>	<p>Use the dove that you have made and displayed to say a prayer of peace for your home, school, community and world.</p>
<p>Complete the activities set in 2do on purplemach. Remember you can read or hear the instructions for these activities by pressing the green triangle button.</p> <p>Remember to keep in touch, using our class blog on Purplemach. Add your talent show videos!</p>		<p>Joyful June Activity!</p> <p>Do you know any jokes? Tell someone a joke to cheer them up! Maybe they will tell you a joke back.</p>



Sports Day Activity

Register at the following website to take part in some sports day challenges. We will be focusing this on our school website each week and on here too! Get active and have fun!! www.sgochallenge.com.

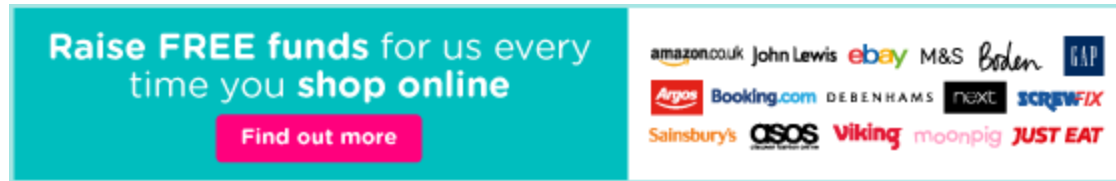
School PTA

Our Lady of Fatima Catholic Primary School is now registered with easyfundraising, which means you can raise FREE donations for us every time you shop online.

Over 4,000 shops and sites will donate to us when you use easyfundraising to shop with them – at no extra cost to yourself!

Parents can help the school and the children, even at a distance, with no cost to themselves; help the school community through this difficult time and ensure that we can provide some great resources/activities/enrichment for the children to make their time at school memorable. These donations really mount up and make a big difference to us, so we'd really appreciate it if you could take a moment to sign up and support us.

It's completely free and only takes a moment. Just click the banner below or visit <https://www.easyfundraising.org.uk>:



Useful websites and activities to aid you children's timetable through the day

- This site has a free parents section, where you can play games for both phonics and maths. There are also worksheets that you can download to print, if you have a printer. Within the site there are videos about how to say each letter sound and how to teach them to your children. <https://home.oxfordowl.co.uk/>
- The following site has a live reading <https://learnliveuk.com/learn-live-read-channel/>
- At school, we listen to many stories using this website. <https://www.storylineonline.net/>
- This site lets you search for educational games <https://www.topmarks.co.uk/>
- Free resources on Twinkl: <https://www.twinkl.co.uk/home-learning-hub>
- Daily Prayer: <https://www.loyolapress.com/our-catholic-faith/prayer>
- Wellbeing: <https://www.youtube.com/channel/UCUFB1XwKcbymIIJCzyeo6eg/videos>

Here's what various celebrities are offering you and your children for free daily to help with their education while schools are closed:

9.00am: PE with Joe Wicks https://youtu.be/6v-a_dpwhro

10.00am: Maths with Carol Vorderman www.themathsfactor.com

11.00am: English with David Walliams <https://www.worldofdavidwalliams.com/elevenses>

12.00pm: Lunch (cooking with kids: Jamie Oliver) <https://www.youtube.com/playlist?list=PLcpoB2VESJme7lSxXEcXyVtFPsMI78lcL>

The government have released daily lessons which can be found on the following websites:

<https://www.thenational.academy/>

<https://www.bbc.co.uk/bitesize/primary>

Here's what various celebrities are offering you and your children for free daily to help with their education while schools are closed:

9.00am: PE with Joe Wicks https://youtu.be/6v-a_dpwhro

10.00am: Maths with Carol Vorderman www.themathsfactor.com

11.00am: English with David Walliams <https://www.worldofdavidwalliams.com/elevenses>

12.00pm: Lunch (cooking with kids: Jamie Oliver) <https://www.youtube.com/playlist?list=PLcpoB2VESJme7lSxXEcXyVtFPsMI78lcL>